

FACT SHEET


COMPANY & CORE COMPETENCES

Founded in 1987, Manz AG is a global high-tech equipment manufacturing company.

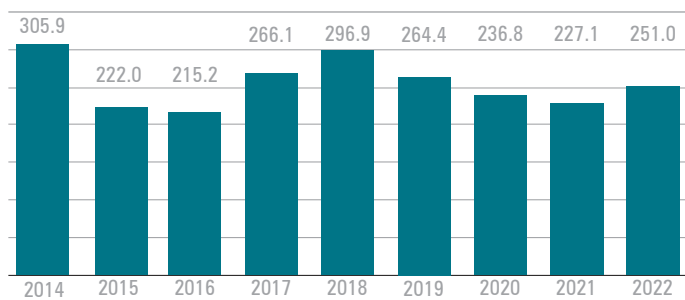
With many years of expertise in automation, laser processing, wet chemistry and inspection systems, Manz offers manufacturers and their suppliers innovative production systems in the Industry Solutions and Mobility & Battery Solutions segments. The company focuses on the automotive industry and electromobility.

The company, listed on the stock exchange in Germany since 2006, currently develops and manufactures in eight countries with around 1,500 employees.

SEGMENTS



REVENUE GROWTH 2014 – 2022 [IN EUR MILLION]



MANAGEMENT



Martin Drasch
CEO



Manfred Hochleitner
CFO

COMPETITIVE STRENGTHS

The extensive expertise in four technology sectors enables matched and interlinked processes that lead to significant cuts in production costs on customer side.

The product portfolio comprises prototypes/laboratory equipment, standardized modules and machines as well as integrated production lines.

Manz is the only equipment manufacturer that covers all important production technologies for all Lithium-ion cell concepts.

Manz disposes of a well-known, international customer base and long-standing business relationships with market leaders.

The worldwide sales and service net as well as R&D and production facilities in Europe and Asia ensure the proximity to customers and guarantee short development and delivery times.

Through the diversification strategy the growth industries' natural volatility of individual divisions can be compensated.

MANZ WORLDWIDE



Germany: Reutlingen, Tuebingen

Hungary: Debrecen

Slovakia: Nove Mesto nad Vahom

Italy: Sasso Marconi

Taiwan: Taoyuan

China: Suzhou, Shanghai, Hongkong

India: New Delhi

USA: North Kingstown

FACT SHEET

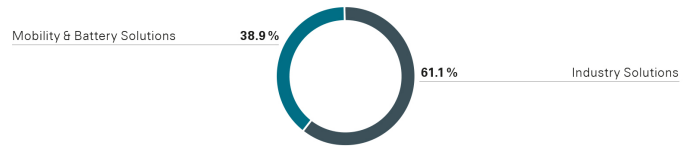
KPIS

EUR thousand	9M/2023	2022	2021
Revenues	195,026	250,964	227,060
Total operating revenue	208,581	281,846	237,812
EBITDA	18,208	6,178	-5,561
EBITDA margin [in %]	8.7	2.2	-2.3
EBIT	9,539	-5,998	-39,915
EBIT margin [in %]	4.6	-2.1	-16.8
Consolidated net profit (loss)	6,948	-12,149	-43,649
Equity	106,677	102,272	87,950
Equity ratio on balance sheet date [in %]	35.1	29.7	30.9
Employees [as of end of period]	1,449	1,492	1,384

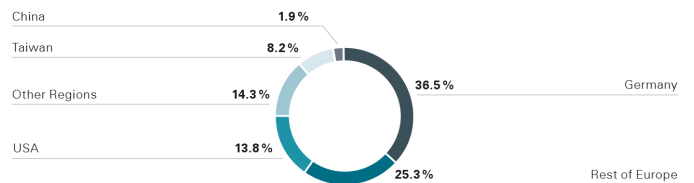
BASIC INFORMATION

German Securities Code (WKN)	A0JQ5U	
ISIN	DE000A0JQ5U3	
Stock market segment	Regulated market [Prime Standard]	
Sector	High-tech engineering	
Stock category [shares]	No-par value bearer shares	
Issued share capital	EUR 8,542,574	
Shareholder structure	Manz Family / Dieter Manz	22.7 %
	Shanghai Electric Germany Holding GmbH	17.8 %
	Daimler Truck AG	9.1 %
	Invesco Advisers, Inc.	4.9 %
	Janus Henderson Group Plc	3.1 %
	Universal-Investment GmbH	3.0 %
	Free float	39.4 %
Initial listing	September 22, 2006 [Entry Standard]	
	July 1, 2008 [Prime Standard]	

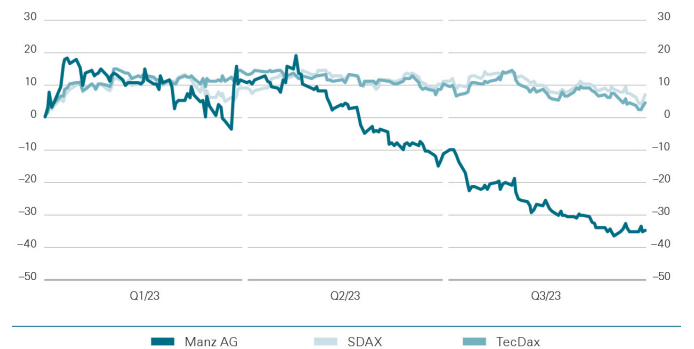
REVENUES BY SEGMENTS 9M/2023



REVENUES BY REGIONS 9M/2023



MANZ SHARE CHART, XETRA, IN %



IR CONTACT

Manz AG | Axel Bartmann | Director Marketing & Corp. Communications

Steigaeckerstrasse 5 | 72768 Reutlingen | Germany

Telefon: +49 7121 9000 - 0

investor-relations@manz.com | www.manz.com